

## Electron and Radical Scavenging by Acrylamide, $m_1$ , in Aqueous Solution

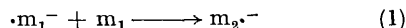
By K. W. CHAMBERS, E. COLLINSON, and F. S. DAINTON\*

(High Energy Radiation Research Centre, University of Leeds, Cookridge Hospital, Leeds, 16)

ABSOLUTE rate constants ( $M^{-1} \text{ sec.}^{-1}$ ) for the reaction of  $m_1$  with  $e_{\text{aq}}^-$  [ $= (2.1 \pm 0.4) \times 10^{10}$ ], hydroxy-radicals [ $= (7.2 \pm 1.3) \times 10^9$ ], and hydrogen atoms [ $= (1.8 \pm 0.2) \times 10^9$ ] have been determined in these laboratories.<sup>1</sup> It was previously proposed<sup>1a</sup> that the species formed by the reaction of  $e_{\text{aq}}^-$  with  $m_1$  and responsible for the intense absorption at 275 nm. observed in pulse radiolysis is the radical anion,  $\cdot m_1^-$ . The lack of effect of ionic strength on the rate constant of the dimerisation of this species, together with other observations, have now shown that the radical anion is rapidly protonated during the pulse to form the radical  $\cdot m_1\text{H}$  of formula  $\text{CH}_2\text{---}\dot{\text{C}}\text{H---C}(\text{OH})\text{NH}_2$  which has an absorption maximum for which  $\epsilon_{275} = 7300 \pm 800 \text{ M}^{-1} \text{ cm.}^{-1}$ . In contrast, the radicals  $\text{Rm}_1\cdot$  ( $\equiv \text{RCH}_2\text{---CH---}\dot{\text{C}}\text{---O}$ ) have an

$$\begin{array}{c} | \\ \text{NH}_2 \end{array}$$
 absorption maximum for which  $\epsilon_{370} = 640 \pm 60 \text{ M}^{-1} \text{ cm.}^{-1}$  for  $\text{R} = \text{H}$  or  $\text{OH}$ . Taking measured values of  $G\epsilon$  at 275 nm. and assuming that  $\epsilon$  is constant at  $7300 \text{ M}^{-1} \text{ cm.}^{-1}$ ,  $G(\cdot m_1\text{H})$  can be obtained as a function of  $[m_1]$  (see Figure 1). The value at  $[m_1] = (1-5) \times 10^{-4} \text{ M}$  is assumed to be 2.3, *i.e.* the yield of electrons which escape the spur

without any penetration of the spurs by  $m_1$ . When  $[m_1] \geq 10^{-3} \text{ M}$  the measured yield  $G(e_{\text{aq}}^-)$  increases owing to capture by  $m_1$  within spurs of electrons which would otherwise enter into recombination or reconstitution reactions. As would be expected,  $m_1$  is more effective than  $\text{N}_2\text{O}$  in this respect (*cf.* Buxton<sup>2</sup>). The diminution in  $G(\cdot m_1\text{H})$  at  $[m_1] > 3 \times 10^{-2} \text{ M}$  cannot be due to a decrease in  $G(e_{\text{aq}}^-)$  and is attributed to the first propagation step (1) competing increasingly with the protonation of  $\cdot m_1^-$  so that at the end of the pulse the yield



of  $\cdot m_1\text{H}$  (which is the only species present which can absorb at 275 nm.) is diminished. This implies that the propagation rate constant for reaction (1),  $k_{p,1} \geq 3 \times 10^7 \text{ M}^{-1} \text{ sec.}^{-1}$ . Since the chromophore responsible for the band at 370 nm. is  $\text{---CH---}\dot{\text{C}}\text{---O}$  and is likely to be present in  $m_2^{\cdot-}$  as



well as in all species  $\text{Rm}_j\cdot$  where  $j \geq 1$ , the propagation reactions (1) and (2) will not cause loss of absorption in this region. Consequently,  $(G\epsilon)_{\text{Rm}_1}^{370}$



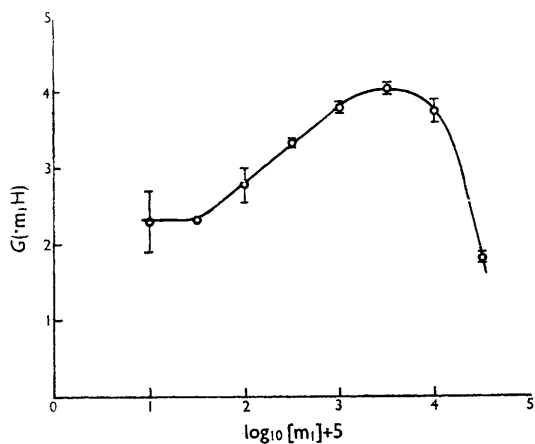


FIGURE 1. Variation of  $G(\cdot m_1 H)$  with acrylamide concentration.

is expected to show no maximum as  $[m_1]$  is increased and Figure 2 shows this to be the case. Previous observations<sup>3</sup> that scavenging by  $m_1$  of precursors of the "molecular" products  $H_2$  and

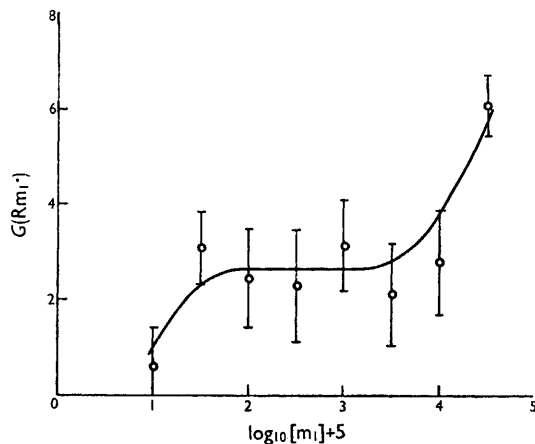


FIGURE 2. Variation of  $G(Hm_1\cdot + HOM_1\cdot)$  with acrylamide concentration.

$H_2O_2$  occurs when  $[m_1] > 10^{-3}$  is in accordance with this conclusion.

(Received, July 31st, 1968; Com. 1040.)

<sup>1</sup> (a) K. W. Chambers, E. Collinson, F. S. Dainton, W. A. Seddon, and F. Wilkinson, *Trans. Faraday Soc.*, 1967, **63**, 1699; (b) K. W. Chambers, E. Collinson, and F. S. Dainton, unpublished results.

<sup>2</sup> G. V. Buxton, *Radiation Res. Rev.*, 1968, **1**, 209.

<sup>3</sup> E. Collinson, F. S. Dainton, and G. S. McNaughton, *Trans. Faraday Soc.*, 1957, **53**, 357.